

Christy book club manual

Author Petra Crofton has trialled a Christy bookclub at her local CofE school with 15 children aged 7-9. The children read about 30 pages every week and discussed the story and its characters during the club. There was time for quizzes, crafts and writing too, and the children asked Petra questions about being a writer.

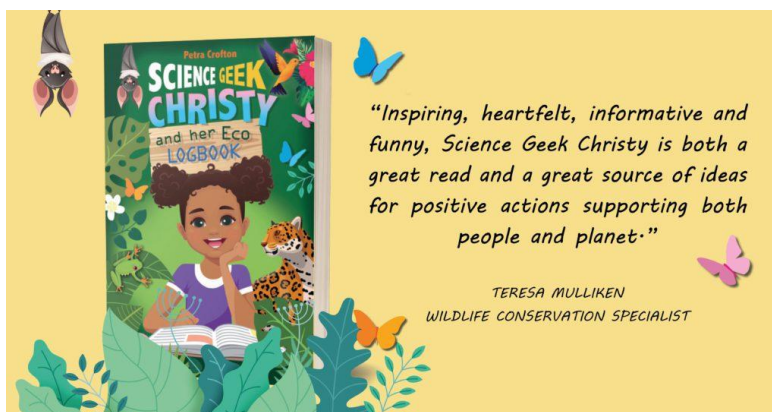
This is how we set it up. Do try it out – we had great fun and will continue to run book club sessions!

OVERVIEW

Session	Themes	Read until before next session	Discussion topic ideas:	Activities:
1	Trees and plants	p. 40	What is climate change? How do trees help fight climate change? Climate Stewards. Amazing oaks.	Make a mobile (see Lesson 1 Education pack)
2	Bats, birds and fossils	p. 72	Seabird protection, bats & moths, fossils	Fossil browsing; Seabird split pin craft; Bat collage (see also Lessons 2-4)
3	Caring for creation	p. 91	Gardening for wildlife	Competition: draw a wildlife garden (tips: include a bug hotel; wild flowers; pond; nest boxes)
4	Whales, dodos, tortoises; Greta	p. 126	Sound pollution; Extinction/ biodiversity; Climate action	Dodo craft (see Lesson 8); Create an eco-blog/vlog/ banner
5	Plastic in the sea; rainforest creatures	p. 149	Reduce & Reuse – food waste and plastic; Rainforest protection; Medicines from nature	Recycling game; Happy Families (see Lessons 9-12)
6	Sharing with others; Inspiring people		A fairer world; What we can do and who can inspire us?	Christy Quiz (below) (See also: Lessons 15 & 16)

Questions about the storyline – can be used each session:

- 1- What happens in the section we have read?
- 2- Which characters are key in this section? Why/what does each character do? What do you think of this?
- 3- What have you learned?
- 4- What do you think will happen next (just guesses, no spoilers!)?
- 5- What did you like most about the section?
- 6- What if... xxx hadn't happened? What could have happened instead? Discuss



Final session:

Discuss what everyone thought of the story, the characters, what they've learned etc. Should there be another story (sequel)? About what and whom? * **Consider launching a creative writing competition:**

Creative writing task (or competition): What if... the story had taken a different turn? Choose a point where things could have gone very differently. Here are some ideas to get you thinking:

What if... 1) Luke and Tom had come onto the trip to Ecuador after all?

What if... 2) Christy and her friends had happily gone by plane, worked together with the photographer and written blogs about how great Bill Blasters and Capybara Airlines are?

What if... 3) Rory Swift had taken Mr Nolan or Matteo on his adventure?

What if.... 4)..... (make up your own twist!)

Discuss Christy's blogs:

- 1- What have you learned from the blogs in the section we have read?
- 2- What was your favourite blog? Why?
- 3- What would you like to write a blog about? Why?

Write a Christy book review!

Write a short review, please include:


- * Summary (what, who, when, how, why);
- * Favourite character and why;
- * Favourite bit;
- * Would you recommend it? To whom? Why?

Review the club. Discuss: How was book club for you? What did you like? What was less good (boring)?

PLAY the Christy Quiz!

Read out the questions and answers and ask the children to write down their choice (see next page). Answers:

1C	2C	3A	4C	5C	6 All!	7B	8B	9 All!	10 A
----	----	----	----	----	--------	----	----	--------	------



QUIZ: Test your Science Geek Christy knowledge! NOTE – in some cases there is more than one correct answer 😊

- 1) What kind of girl is Christy?
 - A) Quiet, dreamy and crazy about horses and the colour pink
 - B) Very loud, keen on karate and a bit insensitive
 - C) Passionate about writing and the climate, and very determined

- 2) What kind of boy is Sam?
 - A) A talented and fearless football and rugby player
 - B) A bully who has got a soft side
 - C) A science geek who is a bit quiet but does speak up to tell the truth

- 3) What type of book is Science Geek Christy?
 - A) A diary about lots of adventures (made up by the author) and also blogs about facts (science)
 - B) A kind of encyclopaedia about nature and the environment
 - C) A made up story with lots of things that could never happen in real life

- 4) What kind of teacher is Mr Nolan?
 - A) A very cheeky teacher who is not keen on rules or traditions (at school)
 - B) A very adventurous teacher who decides to go on a dangerous jungle expedition with Rory Swift
 - C) A teacher who is quite strict, and sometimes a bit grumpy, but who is also very kind and responsible

- 5) Why is Matteo a hero after all?
 - A) He rescues a baby jaguar in Ecuador
 - B) He climbs onto a cruise ship to protest against plastic pollution in the sea
 - C) He raises money for the orphanage, gives away his best football shirts and he helps Christy

- 6) Why is Amira brave?
 - A) She is a refugee and has survived a long and scary journey to the UK
 - B) She has just changed primary school and really wants to learn more English and make friends
 - C) She is a bit scared of long journeys but joins the others on the very long boat trip to Ecuador


- 7) Why is the eco-adventure not quite what it seemed when the children won their prize?
 - A) The parents have to pay for the trip
 - B) The organisers want to look eco-friendly, but only to earn money (they are not 'green' at all!)
 - C) The children have to work all the time in Ecuador: clean animal cages, toilets and showers!

- 8) When do Mr Nolan and Monica clash?
 - A) When Mr Nolan asks her to marry him, and she doesn't want to
 - B) When Monica is happy for the children to protest against plastic in the sea, but Mr Nolan isn't keen
 - C) When Mr Nolan wants to go on an adventure with Rory Swift, but Monica is scared

- 9) What do Ray and Joy believe?
 - A) That business will solve all the problems for poor countries
 - B) That God will burn up the earth eventually, so we don't need to worry about climate change
 - C) That schools and children shouldn't get involved in environmental issues

- 10) Why does the book have a happy ending?
 - A) Christy's eco-blogs will be published in many newspapers and Tom and Luke rescue Christy
 - B) Copybara airlines, Bill Blasters and the National Know-it-all promise to become 100% eco-friendly
 - C) Mr Nolan and Monica get married

Interview with the author, Petra Crofton



What inspired you to write **Science Geek Christy and her Eco-Logbook**?

When I was adapting and translating the Dutch version of *Science Geek Sam and his secret Logbook*, I read each section to our two sons (then 8 and 10) at bedtime. As soon as we'd finished the book they said they wanted more, and asked if there was a sequel. As it happens, my two passions are 'science & faith' and 'science & creation care', so I began to write a story about Sam's best friend Christy embarking on this huge eco-adventure.

What do you hope children will learn and feel after reading the book? Is there a specific message you'd like them to learn or think about?

I hope that it will inspire them to embrace science and explore the outdoors. And I hope that they have learned something about God and the Bible, especially our task to look after the world. I would be most thrilled, in a way, if they feel the book has allowed them to 'escape' into a fun and exciting adventure story.

Do you have a favourite character?

Probably Matteo. He's one of Christy's best friends: a funny, lively and impulsive boy, with a huge heart. His kindness is revealed at the end of the story, when he not only helps Christy, but also the children of the orphanage in Ecuador. But hopefully all characters are relatable and likeable.

What did you learn when writing the book?

So many things! Both about science and about writing! I had translated and adapted a few books, but writing one from scratch is a different story, so to say. But I loved the writing and jumped out of

bed every morning when it was a 'Christy day'. The drawing was fun too, but I had to work quite hard to get the characters right.

How much research into the rainforest, endangered ecosystems and being an eco-warrior did you do?

I knew quite a bit, as I studied and love biology and go into schools and the church and community to do wildlife workshops. I am a very curious person, a bit of a science geek I guess, so I read about science all the time. But I still learned a lot. I double checked all the facts and went down a rabbit hole each time I explored a new eco-topic. It was fascinating.

What can children do to make a positive impact on the environment?

First of all I would say: don't lose heart and keep fighting for the planet. Work with others, as a team – at school, at home, at church. Secondly: Go out into nature and be amazed. You will be even more motivated to protect the environment. Learn about the world: biodiversity, the climate, people and also the problems the planet faces. Thirdly: Learn about where your food, clothes, toilet paper etc come from and see if you can make a difference by buying more eco-friendly alternatives. Be inspired by Christy and her family. Reuse and recycle where you can, and save money in the process. Refuse plastic and reduce food waste. Make your (school) garden more wildlife friendly... But: break it down and do it together! It's a big task.

Fortunately, there are lots of positive things we can do. Switch your search engine to Ecosia, check out Climate Stewards and A Rocha... Ask your teacher if the school can become an Eco-school, ask your church leader if they can sign up for Eco-church. If you are a Christian, you can pray and ask God to help you find ways to protect his creation and bless your actions.

Please tell your teachers that they will be able to download a resource for schools and clubs about Christy's 16 blog themes (www.wildandwonderful.uk). This fun and **free** resource is filled with fabulous science and eco-activities. It ties in with the upper primary school curriculum, but can be used anywhere. The resource follows the book, but all themes/lessons are 'standalone' so teachers/leaders can pick and mix.



Book club Science Geek Sam

If you want to run a Science Geek Sam bookclub, please let us know (infowildandwonderful@gmail.com). Perhaps we can help. Here is a breakdown of how you could run a club over six weeks:

Topics and what you need to read *before* each week

Week 1	Space rocks and planets	P 1-37	Meteorites, Big Bang, astronomy
Week 2	Dinosaurs	P 38-73	More meteorites, dinosaurs, Bible & Science
Week 3	Evolution & animals	P 74-105	Age of the universe, Evolution, intelligent animals
Week 4	Geology & Fossils	P 106-133	Tectonic plates, fossils, archaeology
Week 5	How humans work	P 134-175	People, bodies, cells
Week 6	A bit more Darwin. Rounding off.	P 176 - 198	More evolution. How do the Bible and Science go together? End of the book. Quiz and questions.

